


## C-Series Current Transducers

0-5VDC, 0-10VDC, 4-20mA outputs  
Multiple selectable range split-cores  
Optional command relay with LED  
Fixed range on solid-cores




### DESCRIPTION

Senva analog transducers measure AC current and provide a proportional output for load trending and control. Choose from easy to install split-core or compact solid core. Selectable ranges and optional command relay make for a versatile transducer.

### APPLICATIONS

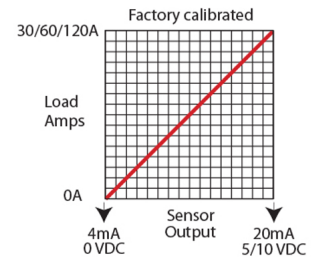
- Load trending
- Motor control
- Process control
- Fan/Pump status
- Motor load jamming
- Lighting load levels
- Great for data center current transducer sensing



Selectable ranges reduce inventory and minimize callbacks. Made in USA



Optional CR command relay for stop/start/status in a single labor saving device.



Factory calibrated

### FEATURES

- Selectable ranges (30, 60, 120A or 5, 10, 20A) C-234X makes scaling easy, reduces call-backs and inventory
- 0-5VDC, 0-10VDC, 4-20mA loop powered versions for control compatibility
- Superior split-core design for easy installation, mount sensor without removing conductor for installation savings
- Clamp on conductor with iris or use detachable base to screw or DIN mount
- Larger 0.75" aperture accommodates oversize conductors
- Snap-on command relay for unitary start/stop/status... saves time and space
- Industry leading 7 year limited warranty

**ORDERING**

SPLIT CORE	Range Type	Max Amp Range	Output	Power Needed	Sensor Power Type
C-2343	Selectable	30A, 60A, 120A	0-5 VDC	None	Induced
C-2344	Selectable	30A, 60A, 120A	0-10 VDC	None	Induced
C-2345	Selectable	30A, 60A, 120A	4-20 mA	12-30 VDC	Loop
C-2343-L	Selectable	5A, 10A, 20A	0-5 VDC	None	Induced
C-2345-L	Selectable	5A, 10A, 20A	4-20 mA	12-30 VDC	Loop
C-2343-200	Fixed	200A	0-5 VDC	None	Induced
C-2344-200	Fixed	200A	0-10 VDC	None	Induced

**SOLID CORE - MINI**


C-1203	Fixed	15A	0-5 VDC	None	Induced
C-1205	Fixed	15A	4-20 mA	12-30 VDC	Loop
C-1203-L	Fixed	5A	0-5 VDC	None	Induced
C-1303-L	Fixed	5A	0-5 VDC	None	Induced

**COMMAND RELAY - DIRECT MOUNT**  
(MOUNTS ON ALL 2300 SERIES CURRENT DEVICES)

	Contact rating	Coil
CR3-24	N.O. 10A @ 125VAC	24VAC/DC 15mA nominal
CR4-24	N.C. 10A @ 125VAC	24VAC/DC 15mA nominal
CR3-12	N.O. 10A @ 125VAC	9-12VDC 30mA nominal
CR4-12	N.C. 10A @ 125VAC	9-12VDC 30mA nominal

*Other coil voltages available—consult factory*

## DIMENSIONS

 SPLIT CORE  
C-2300


L: 2.5" H: 0.57" W: 2.23"  
A: 0.75"x. 0.75"

- Mount sensor without removing conductor for installation savings
- Clamp on conductor with iris, or use detachable base to screw or DIN mount
- Larger 0.75" aperture accommodates oversized conductors

## OPTIONAL RELAY



L: 0.84" H: .72" W: 2.06"

- Add to 2300 series to get start/stop/status in a single device
- Reduces the number of installed components... saves time and space
- Removable relay facilitates service

 SPLIT CORE - MINI  
C-2200


L: 2.00" H: .75" W: 1.75"  
A: .040"x 0.32"

- Mount sensor without removing conductor for installation savings
- Fits in small enclosures
- Clamp on conductor with iris, or screw mount detachable base

 SOLID CORE  
C-1300


L: 2.27" H: 1.04" W: 1.6"  
A: 0.52" diameter

- Compact design
- Aperture accommodates spade terminals

 SOLID CORE - MINI  
C-1200


L: 1.78" H: .88" W: 1.31"  
A: 0.30" diameter

- Super small—fits anywhere
- Low cost

**Warning:** The datasheet is designed for reference only. Refer to installation instructions that accompany the product and heed all safety instructions. Product improvement is a continuing process at Senva. Changes may occur to products without prior notice.

## SPECIFICATIONS

## ORDERING INFORMATION

Split Core	Amperage Range	Output	Sensor Power	Sensor Aperture
C-2343	30A, 60A, 120A Selectable	0 - 5 VDC	Induced	0.75"
C-2344	30A, 60A, 120A Selectable	0 - 10 VDC	Induced	0.75"
C-2345	30A, 60A, 120A Selectable	4 - 20mA	Loop- powered,	0.75"
			12-30 VDC	
C-2343-200	Fixed 200A Full-Scale Range	0 - 5 VDC	Induced	0.75"
C-2344-200	Fixed 200A Full-Scale Range	0 - 10 VDC	Induced	0.75"
C-2343L	5A, 10A, 20A Selectable	0 - 5 VDC	Induced	0.75"
C-2345L	5A, 10A, 20A Selectable	4-20mA	Loop- powered,	0.75"
			12-30 VDC	
Solid Core - Mini	Range A	Output	Sensor Power	
C-1203	15 A	0 - 5 VDC	Induced	0.30"
C-1203-L	5 A	0 - 5 VDC	Induced	0.30"
C-1205	15 A	4 - 20mA	Loop- powered,	0.30"
			12-30 VDC	

Command Relay	Contact rating	Coil	Dimensions (LxWxH)
CR3-24	N.O. 10A@125VAC	24VAC/DC, 15mA nom.	2.94" x 2.23" x 0.82" (1.4" H with relay module)
CR4-24	N.C. 10A@125VAC	24VAC/DC, 15mA nom.	2.94" x 2.23" x 0.82" (1.4" H with relay module)
CR3-12	N.O. 10A@125VAC	9-12VDC, 30mA nom.	2.94" x 2.23" x 0.82" (1.4" H with relay module)
CR4-12	N.C. 10A@125VAC	9-12VDC, 30mA nom.	2.94" x 2.23" x 0.82" (1.4" H with relay module)

### Specifications

Environmental Rating	5-140 °F (-15-60 ° C) 10-90% RH Non-condensing
Insulation Class	600V RMS. For use on insulated conductors only! Use minimum 75 ° C insulated conductor
Frequency Range	50/60Hz

*\* Product improvement is a continual process at Senva and product features and specification may change without prior notice. Refer to instructions that accompany the product for installation and wiring.*