

TGOR Series Value Recessed CO

Cost-effective high accuracy CO readings
0-5/10V/2 and 3-wire 4-20mA CO transmitter Relay,
Thermistor outputs for temperature optional
Sleek & functional low-profile design

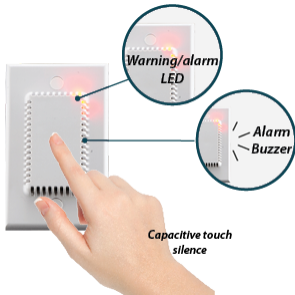


DESCRIPTION

Designed to maximize safety in work and school environments, the TGOR Value Series features a UL2034-recognized CO sensor. Audible buzzer, relay output and end-of-life indication. Choose the analog output that works best for each job.

APPLICATIONS

- Detect CO in indoor environments, ideal for schools
- Alert occupants of elevated gas levels
- Ventillation control--turn off equipment when CO is detected
- Economizer control



Warning LED alarm with capacitive touch silence



Minimalist recessed CO sensor



Affordable high-quality branding. Generate service calls for life.



Gasket seals element from wall drafts. 45 degree terminals for ease of wiring



Calibration kit available




Buy American Act Certified

FEATURES

- Cost-effective CO detection with control integration
- 0-5V, 0-10V, 2-wire and 3-wire 4-20mA options, relay output for alarm indication
- Audible buzzer alarm
- End-of-life indication for sensor element
- Buzzer test button for safety checks
- UL2034 recognized electrochemical CO sensing element
- 7 year life expectancy on CO elements
- Quick and easy calibration mode
- Fits easily in standard single gang boxes
- Thermistor outputs for temperature optional

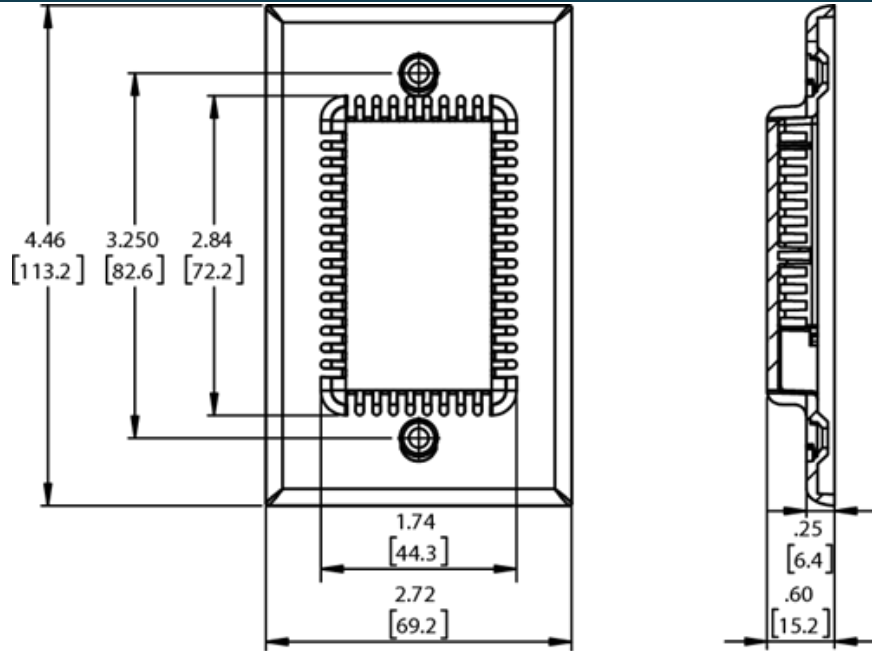
ORDERING

| | | | | | |
|----|-------------------------------|---|--|--|---|
| TG | <input type="checkbox"/> OR | - | <input type="checkbox"/> | <input type="checkbox"/> |  |
| | Package | | Gas Type | Output Type | |
| | OR = Wall Mount (Recessed) | | C=CO 2= R22 3= R134A (Multi-Gas) 4 = R410A 5 = R404A 6 = R407C 7 = R449A 8 = RS310A 9 = 1233ZDE | A= 0-5VDC, 3 Wire B= 0-10VDC, 3 Wire C= 4-20mA, 2 Wire* D= 4-20mA, 3 Wire | |



Scan here to see refrigerant cross-sensitivities

DIMENSIONS



Warning: The datasheet is designed for reference only. Refer to installation instructions that accompany the product and heed all safety instructions. Product improvement is a continuing process at Senva. Changes may occur to products without prior notice.

SPECIFICATIONS

| | | |
|--------------------------------|--|--|
| Power Supply | | 12-30VDC/24VAC(1), 24mA max |
| Analog Outputs | Analog outputs | 0-10V, 0-5V, 2-wire or 3-wire 4-20mA (selectable) |
| | CO output scaling | 0-200ppm |
| | Refrigerant output scaling | 0-1000ppm |
| Alarm Relay | Relay characteristics | N.C. 1A@24/30VDC (50/60Hz) (no mains connection) |
| | CO alarm setpoint | Activates above 30ppm for 1 hour or 70 ppm for 15 min |
| | Refrigerant alarm setpoint | Activates above 300ppm |
| LEDs | LED indicator CO | 1 long blink above 30PPM, 1 short blink above 70 ppm |
| | LED indicator Refrigerant | 1 long blink above 300PPM, 1 short blink above 600 ppm |
| | End-of-life Indicator | 3 blinks at 30s intervals |
| Audible Alarm | Audible Buzzer CO | Activates above 30ppm for 1 hour or 70 ppm for 15 min |
| | Audible Buzzer Refrigerant | Activates above 300ppm for 1 hour or 600 ppm for 15 min |
| | Buzzer level | 82 dB |
| | Alarm Test | Hidden button provided for buzzer test |
| CO Sensor Performance | Type | Electrochemical |
| | Accuracy | ±5% |
| | Resolution | 1ppm |
| | Certifications | UL2075 Listed Component |
| | Life expectancy | >7 years |
| | Coverage Area | 5000-7500 square feet |
| | Calibration Interval | Annually, hold test button for 10s to enter cal mode |
| Refrigerant Sensor Performance | Type | MOS |
| | Resolution | 1ppm |
| | Life expectancy | >10 years (typical life expectancy of MOS sensors) |
| | Calibration(2) | Calibrated to selected refrigerant |
| | Sensitivity of R134A calibrated device | @300ppm test gas: 450ppm R410A, 425 ppm R407C, 400ppm R404A, 370ppm R22, 300ppm R134A |
| | Other detectable gases(3) | R407A, R407F, R427A, R452B, R507, R448A, R449A, R422A, R422D, R452A, R513A, R514A, R32 |
| | Coverage Area | 5000-7500 square feet |
| | Calibration Interval | 6 months, hold test button for 10s to enter cal mode |
| Operating Environment | Humidity | 15-95% continuous, 0-95% intermittent |
| | Temperature, continuous | -40C/-40F |
| | Max Elevation(4) | 9000 ft |
| Enclosure | Dimensions | 4.45"h x 2.7"w x 0.5"d (depth measured from wall) |
| | Unit Temp Rating | -4 to 122oF (-20 to 50oC) |
| Compliance | | CE, RoHS |

(1) One side of transformer, secondary is connected to signal common. Dedicated transformer is recommended. 15-30VDC/24VAC power supply voltage required for 10 volt output.
 (2) R134A sensor is factory calibrated to R134A gas but may be used as a general purpose refrigerant sensor. Sensitivity to some other gases can be found at Senva.com (see QR code on left) . Actual response may vary depending on installation. For more accurate response to a specific gas, a unit may be field calibrated.
 (3) These gases may be detected by the sensor but sensitivity curves are not available at this time.
 (4) High altitudes will not cause the sensor to not operate, but will affect accuracy. To maintain accuracy spec, a field calibration is recommended.

* Product improvement is a continual process at Senva and product features and specification may change without prior notice. Refer to instructions that accompany the product for installation and wiring.