


Analog Current Sensors

- 0-5VDC, 0-10VDC, 4-20mA outputs
- Multiple selectable range split-cores
- Optional command relay
- Fixed ranges on solid-cores



DESCRIPTION

Senva analog transducers measure AC current and provide a proportional output for load trending and control. Choose from easy to install split-core or compact solid core. Selectable ranges and optional command relay make for a versatile transducer.

APPLICATIONS

- Load trending
- Motor control
- Process control
- Fan/Pump status
- Motor load jamming
- Lighting load levels

FEATURES

Split-core switch selectable ranges (30, 60, 120A or 5, 10, 20A full scale ranges)

- Makes scaling easy
- Reduces inventory
- No call backs due to mis-sizing

0-5VDC, 0-10VDC, 4-20mA loop powered versions

- Versions compatible with any system

Superior split core design for easy installation

- Mount sensor without removing conductor for installation savings
- Clamp on conductor with iris or use detachable base to screw or DIN mount
- Larger 0.75" aperture accommodates oversize conductors

Snap-on command relay for unitary start/stop/status

- Reduces the number of installed components... saves time and space
- Removable relay facilitates service

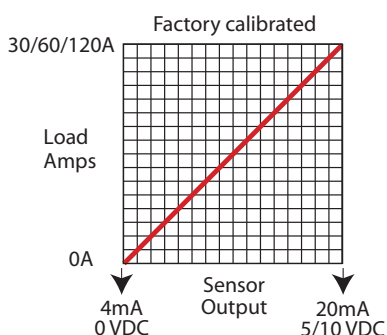
Reliable and cost-effective

- Industry leading 7 year limited warranty



7 year limited warranty


SET-POINT OPERATION- MODELS C-2343, C-2344, C-2345



SPECIFICATIONS

Temperature Rating	-15-60 ° C
Insulation Class	600V RMS. For use on insulated conductors only! Use minimum 75 ° C insulated conductor
Frequency Range	50/60Hz

SPLIT CORE C-234X



L: 2.5" H: 0.57" W: 2.23"
A: 0.75" x 0.75"

- Mount sensor without removing conductor for installation savings
- Clamp on conductor with iris, or use detachable base to screw or DIN mount
- Larger 0.75" aperture accommodates oversized conductors

OPTIONAL RELAY



L: 0.84" H: .72" W: 2.06"

- Add to 234X series to get start/stop/status in a single device
- Reduces the number of installed components... saves time and space
- Removable relay facilitates service

SOLID CORE C-120X



L: 1.78" H: .88" W: 1.31"
A: 0.30" diameter

- Compact design
- Aperture accommodates spade terminals

ORDERING INFORMATION

SPLIT CORE	Range A	Output	Sensor Power
C-2343	30A, 60A, 120A Selectable	0 - 5 VDC	Induced
C-2344	30A, 60A, 120A Selectable	0 - 10 VDC	Induced
C-2345	30A, 60A, 120A Selectable	4 - 20mA	Loop-powered, 30 VDC
C-2343-L	5A, 10A, 20A Selectable	0 - 5 VDC	Induced
C-2345-L	5A, 10A, 20A Selectable	4 - 20mA	Loop-powered, 30 VDC
C-2343-200	200A	0 - 5 VDC	Induced
C-2344-200	200A	0-10 VDC	Induced

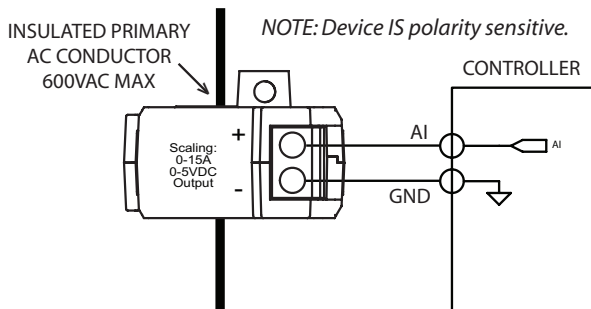
SOLID CORE - MINI

C-1203	15 A	0 - 5 VDC	Induced
C-1205	15 A	4 - 20mA	Loop-powered, 30 VDC
C-1203-L	5 A	0 - 5 VDC	Induced

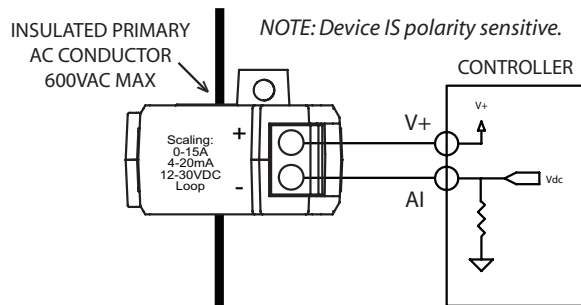
COMMAND RELAY

COMMAND RELAY	Contact rating	Coil
CR3-24	N.O. 10A @ 125VAC	24VAC/DC 15mA nom.
CR4-24	N.C. 10A @ 125VAC	24VAC/DC 15mA nom.
CR3-12	N.O. 10A @ 125VAC	9-12VDC 30mA nom.
CR4-12	N.C. 10A @ 125VAC	9-12VDC 30mA nom.

TYPICAL WIRING 0-5/10VDC OUTPUT



TYPICAL WIRING LOOP 4-20 MA



Warning: Refer to installation instructions that accompany product and heed all safety instructions.